


WES LOS ITF

FAUNA MARIN LIGHT SETTINGS

How to find **optimal lighting** for a fantastic aquarium with **lots of color and growth**.





FAUNA MARIN LIGHT SETTINGS


Exploring the possibilities of aquarium **LED** lighting:

The introduction of LED lighting for the aquarium industry was unlike anything in recent years. For the first time, aquarists were now able to control aspects of lighting not commonly offered in other lighting options. With customization options such as spectrum control, light output control, no bulb changes, lower heat output, and more, the technology rapidly became today's lighting standard.

As great as these customization options are, LED lighting can be a double-edged sword. The trouble with LED lighting begins with finding the optimal coral spectrum. Although corals can adapt and survive under a wide range of spectrums, there are certain spectral settings which have shown to favor color, growth, and health. Anything outside of these favorable conditions typically yield average results. Because of all the spectral possibilities offered by LED fixtures, finding that "sweet spot" can quickly become a guessing game. Unfortunately, our eyes cannot be counted upon as a means of optical or aesthetic perception of light because what we see is simply NOT what the corals "see". Without proper tools or profound knowledge, many are left with two options. Either do the research online and inform oneself or search for an existing light schedule that is in-use over a tank that seems to show positive results.

By reading this Fauna Marin HTU, we now present you a 3rd option. In this HTU guide, we will show you LED settings that have been tried and tested and show long-term positive results.





FAUNA MARIN LIGHT SETTINGS

Which LED fixture should I use ?

The LED fixture to use for your aquarium depend on several factors such as aquarium size and dimensions, types of coral you plan to keep, and lighting feature preferences. Based on our experience with LEDs, FAUNA MARIN recommends these two LED fixtures:

- **EcoTech** (e.g. Radion G4 Pro)
- **Kessil** (e.g. AP 700)


You cannot go wrong with either of these options.

For those who have smaller aquariums (especially shorter ones), we recommend the Kessil because this light is easy to use and provides an unsurpassed shimmer-effect in the aquarium. Assuming you prefer a strong shimmer-effect, hardly any other LED shimmers like the Kessil.

If you prefer all the bells and whistles, we recommend the Radion G4 Pro. This particular LED is currently the benchmark for spectrum, spectrum customization and performance (PAR).

With all the lighting options out there, we understand the agony of all the choices. Because performance and unlimited light settings are the most important features here, we strongly suggest you follow our recommendations so that you can realize the full benefit of Radion LEDs.

That brings us to the next point, light settings.



FAUNA MARIN LIGHT SETTINGS

How do I choose the right light settings ?

The recommendations below are the exact settings we use on our Fauna Marin systems. These settings have been tried, tested, and show to provide exceptional results. To find the best settings for you, simply look for the aquarium description that best fits you and download the correct setting using the link we provide.

Aquarium description #1

I use the **ZEOLIGHT SYSTEM** and keep **mostly colorful SPS coral** that come from the upper reef area. I keep coral such as Stylo, Pocci, Millepora, etc. Furthermore, **I prefer more daylight-like lighting**; whiter light. I also give great importance to good coral growth.

For this kind of aquarium, we recommend: **Radion G4 Pro with the HQI – Simulation schedule:**

[Download link for Aquarium #1](#)

Aquarium description #2


I have a **mixed reef** with about 60% SPS and 40% LPS. I run the **FAUNA MARIN BALLING LIGHT SYSTEM** and look to achieve good growth for both coral types. I am willing to compromise on light spectrum so I can enjoy the colors of LPS as well. I also prefer a bit more blue in the overall look of the aquarium and enjoy the look of **T5 lighting**.

For aquarium #2, both LED recommendations are suitable. The light you use should largely depend on personal preference and above all, aquarium dimensions. If the aquarium is higher and lower than 50cm, we recommend the Radion G4. Otherwise, the Kessil LED is more than enough.

For aquarium #2, we recommend: **Radion G4 (Pro) with the T5 simulation:**

[Download link for Aquarium #2](#)

Alternative option: **Kessil AP 700 with T5 settings (see last page)**



FAUNA MARIN LIGHT SETTINGS

How do I choose the right light settings ?

Aquarium description #3


I am fascinated by the **fluorescence** of all kinds of coral and **strongly prefer blue lighting**. I also use the **FAUNA MARIN US-STYLE SYSTEM**. My SPS coral preferences are towards coral like Homewrecker, Walt Disney, Angry Bird, etc. I also enjoy having great zoas, Jawbreaker mushrooms, as well as Chalice corals. Growth is important to me, but not as much as achieving maximum color.

For aquarium #3, we recommend running the Radion G4 (Pro) or the Kessil AP700 in conjunction with our **FAUNA MARIN US-STYLE** special system. This will ensure that your corals are top-of-the-line and above all, healthy.

For aquarium #3, we recommend: **Radion G4 Pro with special settings:**

[Download link for Aquarium #3](#)

Alternative: **Kessil AP 700 with special settings (see last page)**



FAUNA MARIN LIGHT SETTINGS

IMPORTANT!!!

Please note that when using our recommended settings, **adjust only the intensity** to meet the needs of your coral or aquarium. **DO NOT adjust the spectrum itself**. If need be, you can use the acclimation program included in the Radion LED. This feature allows for the intensity to increase slowly over a user-determined period of time. **Please keep an eye on the reactions of your coral and make any changes slowly**.

We hope you found this HTU guide helpful.

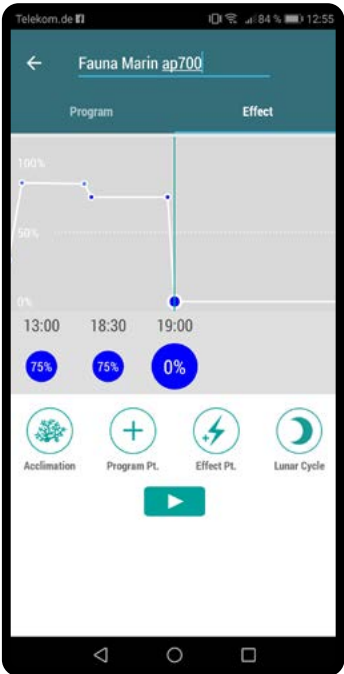
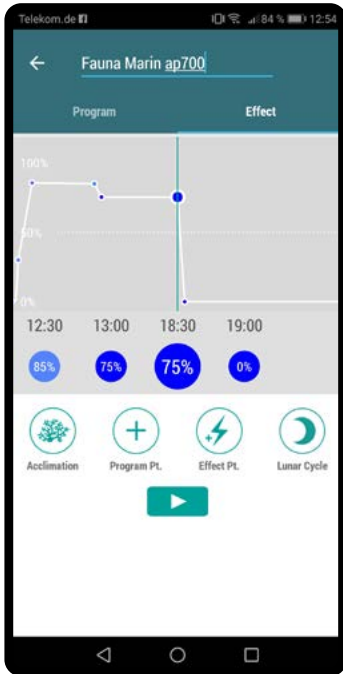
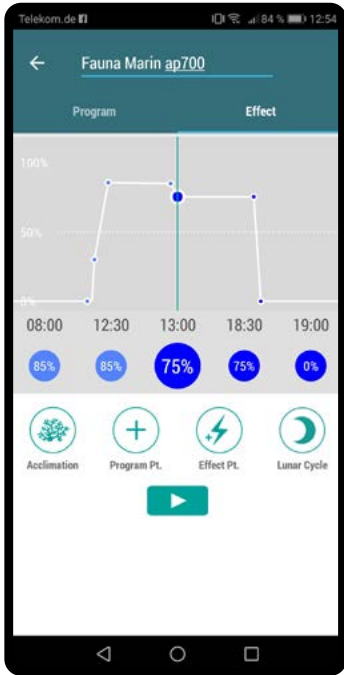
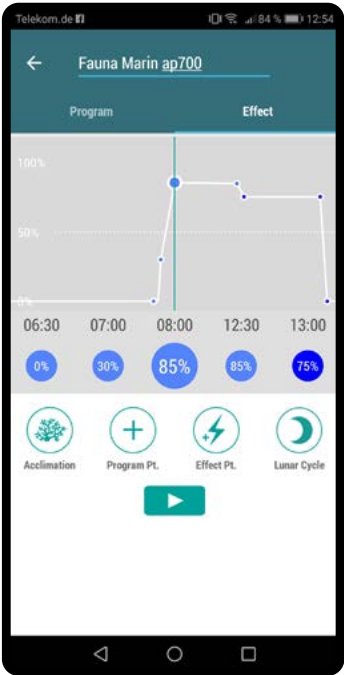
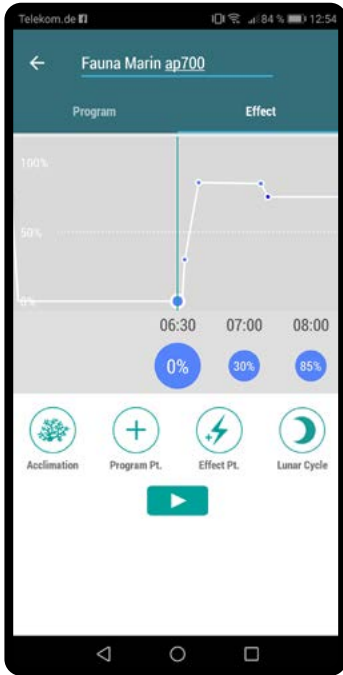
If you have any questions about this guide or anything else, please feel free to contact us. Over time, we will introduce different spectrums for different aquarium types. For now, we feel that these 3 types cover the majority of saltwater aquarists.

We welcome any feedback on our light recommendations!

Good luck and always keep a salty thumb.
Best wishes to you from the whole FAUNA MARIN Team!



FAUNA MARIN LIGHT SETTINGS





FAUNA MARIN LIGHT SETTINGS

